


EASY RULES TO FOLLOW BEFORE THE APPLICATION

An easy guide to prepare the support

Dry support for an optimal result

The product must be applied on a **dry surface**.


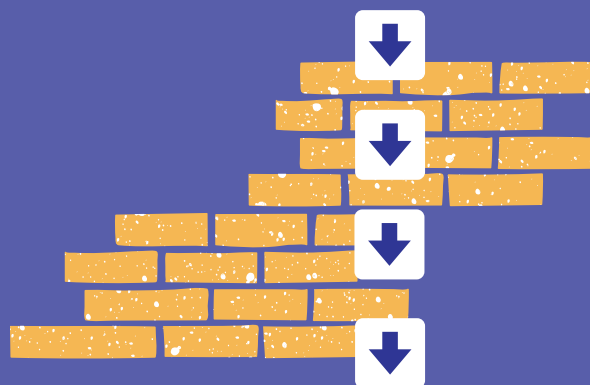


Clean carefully the support

Be sure to remove any oils, dust, debris or previous treatments from the surface before the application of the product.

Start from the top.

Start applying the product from the **upper part** of the wall and continue toward the bottom.



Get the product ready.

Shake the product to homogenize it. The product can be applied immediately with a brush.

Apply with consecutive brush strokes.

Distribute **homogeneously** the product until the substrate is totally **impregnated**. Paint the product on all the surfaces concerned ensuring a correct treatment dosage.



VS

100%

50%


VS

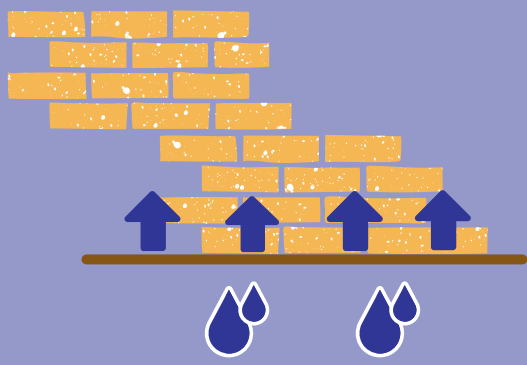
Saturation or stagnation?

You can easily identify saturation when the material continues to absorb the product until it fully impregnated.

Protect sensitive surfaces.

Do not forget to **cover** all the **sensitive surfaces** nearby. It is better to protect material like glass, marble, wood or plastic.





Beware the rising damp phenomena.

If the rising damp problem affecting the surface is serious, it is better to solve it before. In order to have an optimal result, the consolidation treatment must be applied on a dry support.


Future interventions?

If the surface is severely damaged, you can apply a second consolidation cycle. However, it is important to wait **at least one week**. If the drying time is not respected, the material won't be able to absorb further product, with the consequent formation of halos or stains.



EASY RULES TO FOLLOW FOR OUTSIDE SURFACES

Specific measures for outside supports.




Avoid hot temperatures.

Avoid applying the product on hot surfaces or on supports exposed to direct sunlight during the hottest hours.

Check the weather forecasts.

The support must be **dry**. Do not apply the product if the weather forecasts announce rainfalls **24 or 48 hours** after the day of application.



DO YOU HAVE MORE QUESTIONS?

CONTACT US!



team@easystoone.com



Write us a message on our social pages.